

ERZURUM MODEL

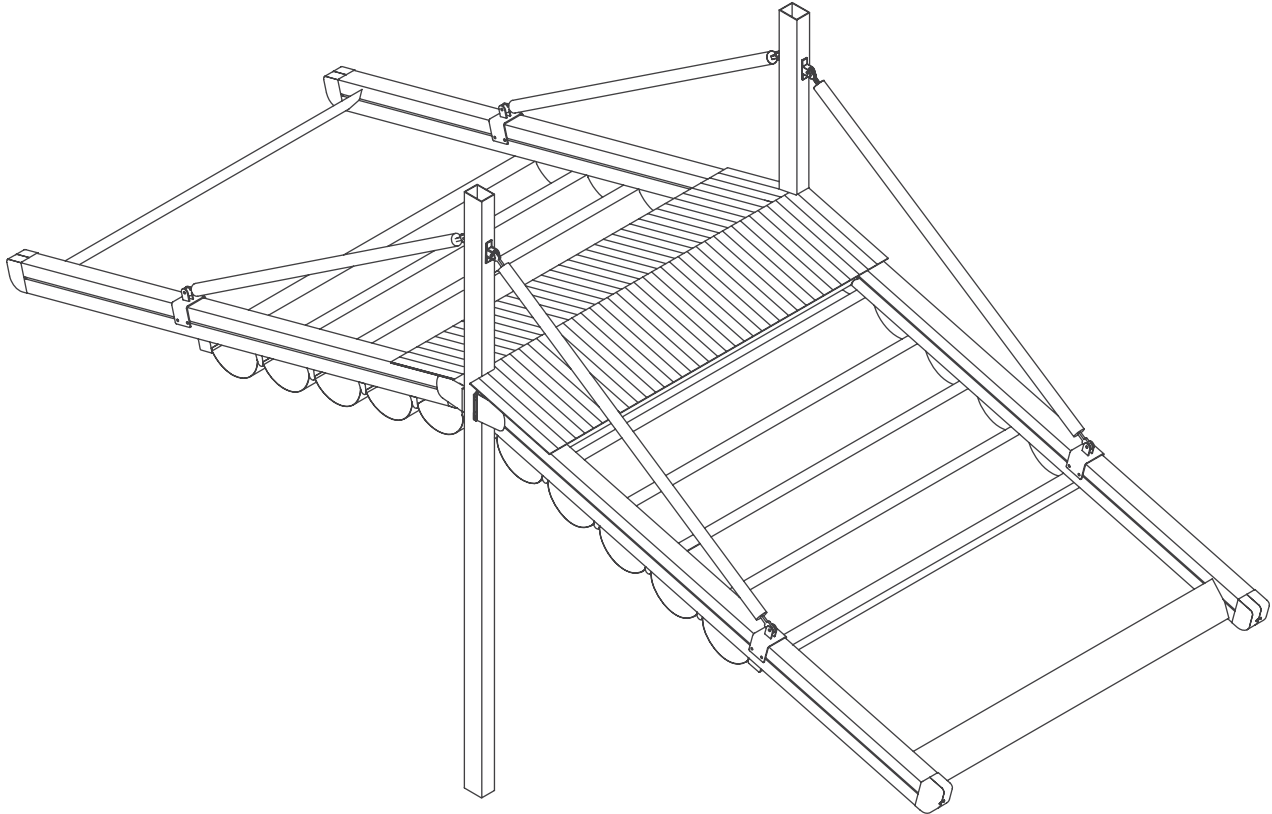


Technical information, specifications
& dimensions

Tel (305) 628-2424
Tel (866) 438-2964
Email: info@retractableawnings.com

All weather protection systems!

RETRACTABLE
AWNINGS.COM

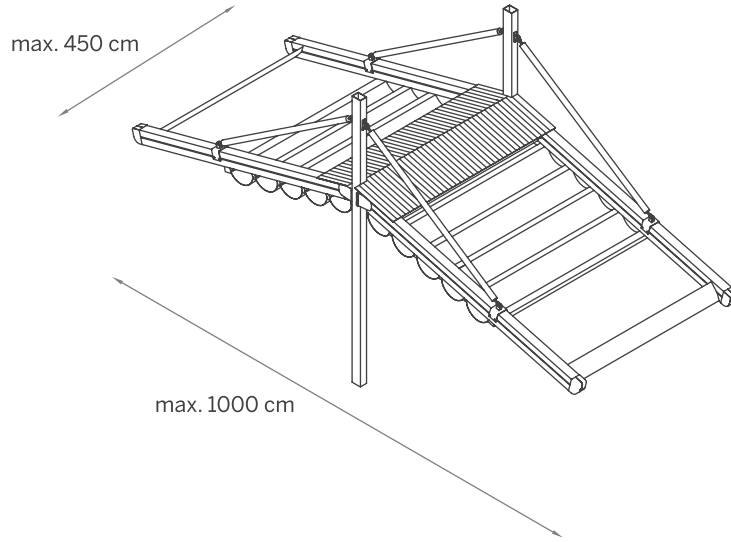


All information contained in this document was provided by the manufacturer of the components for this particular model. As a fabricator/distributor, Retractableawnings.com Inc. claims no liability with respect to these documents as we are not engineers and did not complete any of the information, engineering or calculations in this document.

All measurements in this document are metric. To convert from metric (meters, centimeters and millimeters) to imperial (feet and inches) visit this website:
http://www.onlineconversion.com/length_common.htm

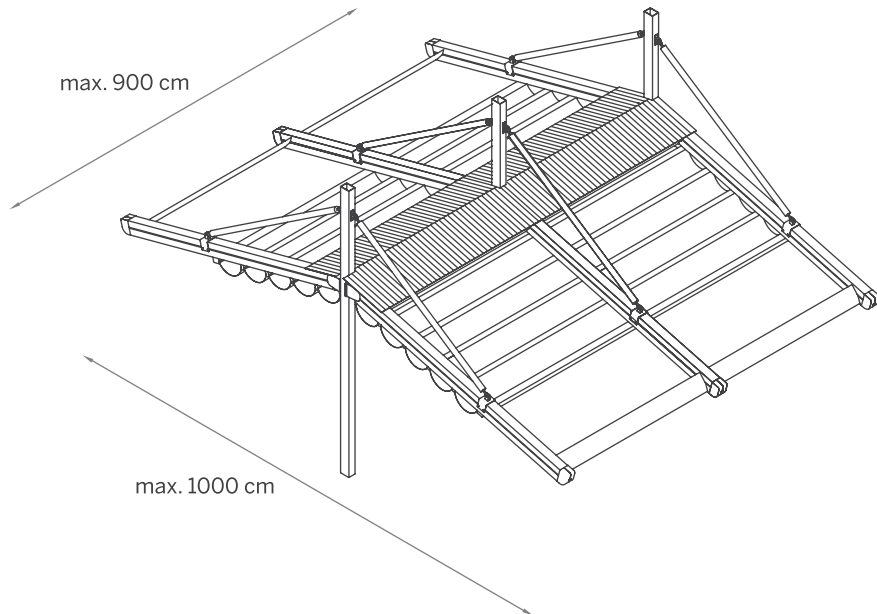
One Module

200 cm > 450 cm
One Module with 2 motors & 4 rafters



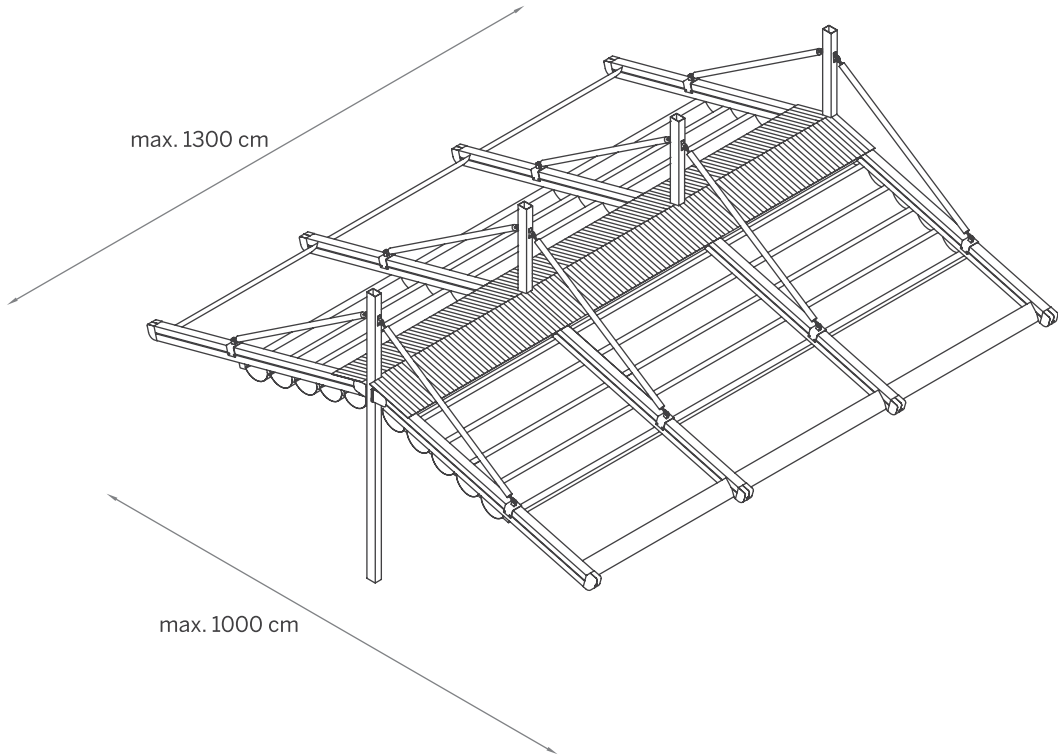
Two Modules

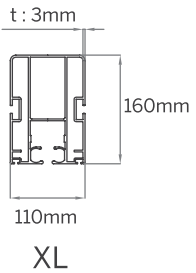
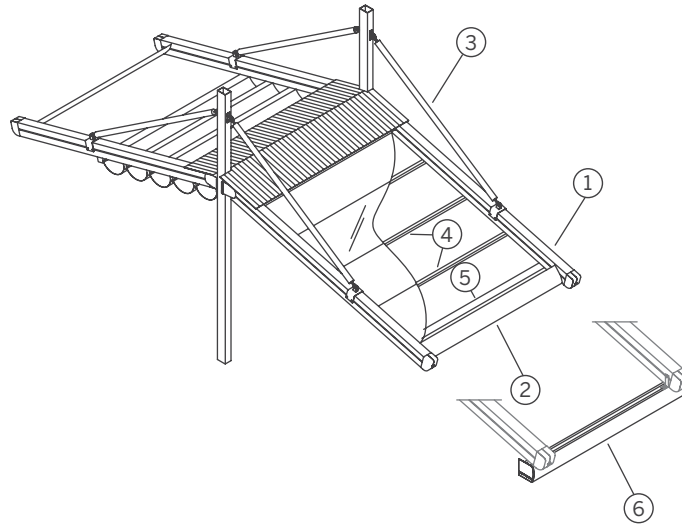
450 cm > 900 cm
Two Modules with 2 motors & 6 rafters



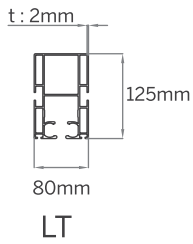
Three Modules

900 cm > 1300 cm
Three Modules with 2 motors & 8 rafters

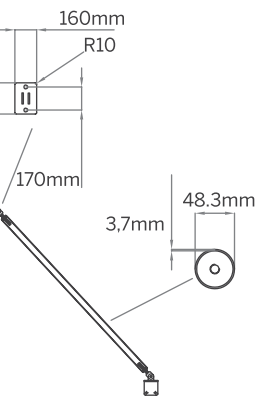
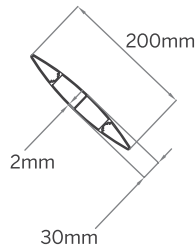




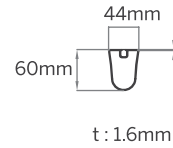
① Rafter



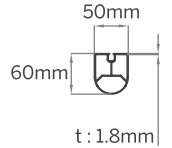
② Aerofoil Louvre



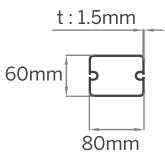
③ Hang



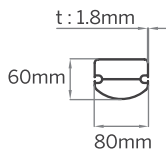
④ Fabric Support (Standart)



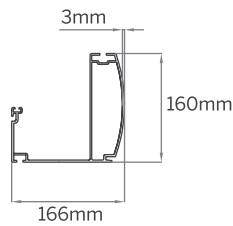
④ Fabric Support (HDD Lux)



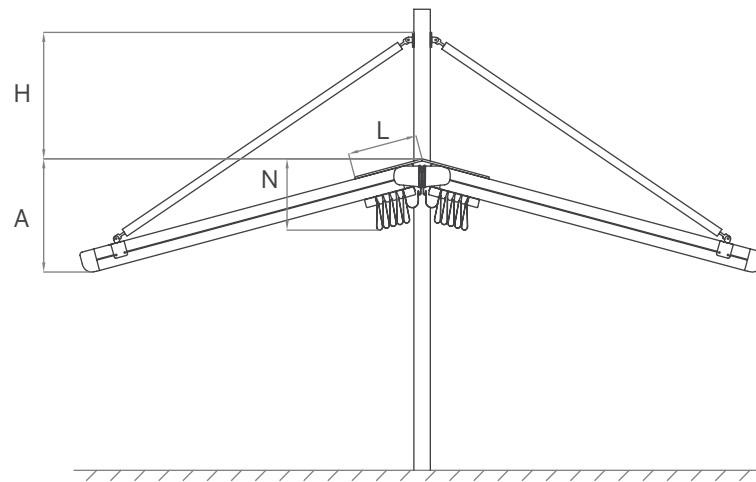
⑤ Puller Profile (Standart)



⑤ Puller Profile (HDD Lux)



⑥ Gutter



LT

	Fabric Height	Hood	Fall	Hang Distance	Fab.Sup.Profiles	
	(N*) mm	(L*) mm	(A*,**) mm	(H*) mm	pc*	
Projection (P) cm	600	403	701	485	664	14
	700	411	766	546	805	16
	800	418	821	608	945	18
	900	431	931	669	1085	22
	1000	437	1151	731	1225	24

*With min. inclination of 7°. Values can vary by other inclination values.

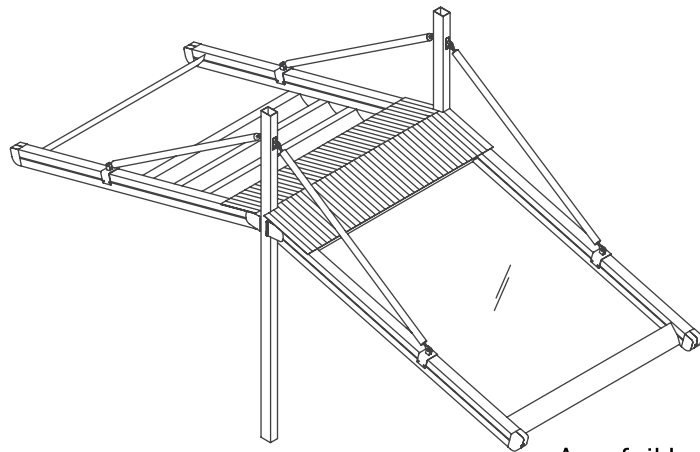
** +160 mm distance with optional front gutter system.

XL

	Fabric Height	Hood	Fall	Hang Distance	Fab.Sup.Profiles	
	(N*) mm	(L*) mm	(A*,**) mm	(H*) mm	pc*	
Projection (P) cm	600	438	706	511	664	14
	700	446	761	573	805	16
	800	453	816	634	945	18
	900	466	926	696	1085	22
	1000	472	981	757	1225	24

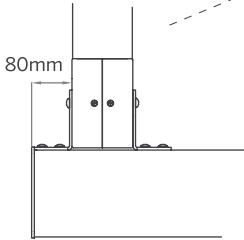
*With min. inclination of 7°. Values can vary by other inclination values.

** +160 mm distance with optional front gutter system.

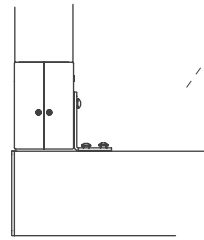


Aerfoil Louvre

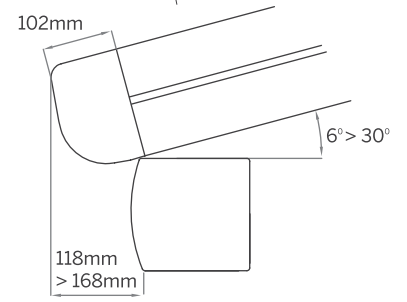
Gutter

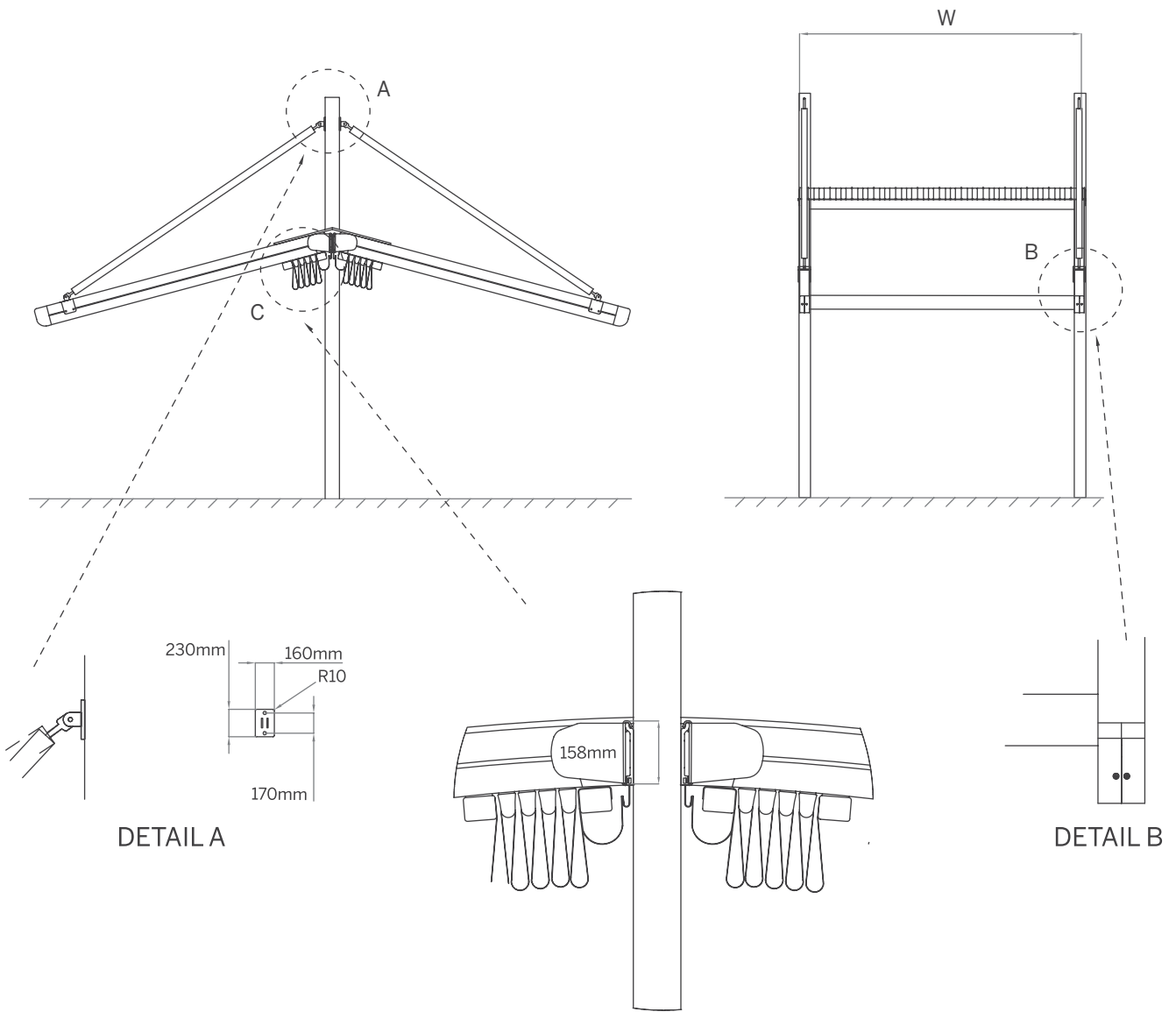


Type - A



Type - B





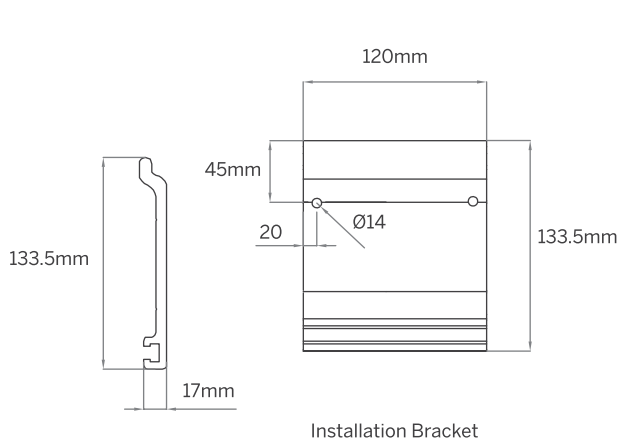
DETAIL A

DETAIL B

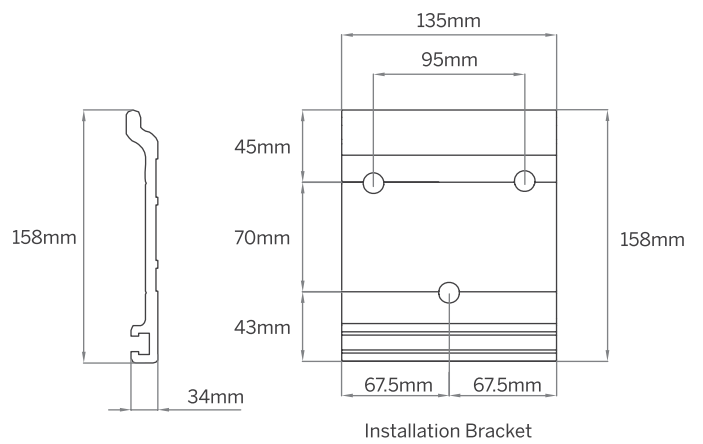
DETAIL C

LT

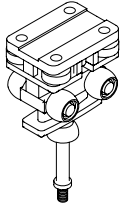
XL



Installation Bracket

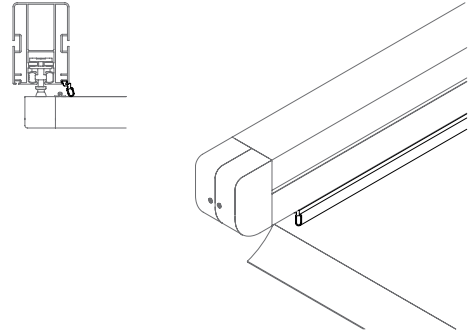


Installation Bracket



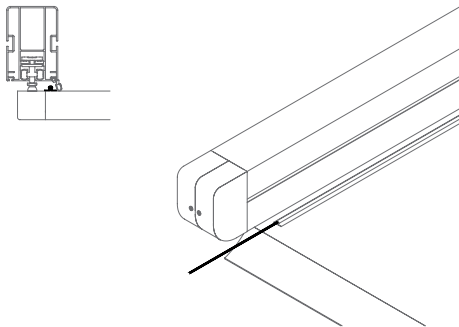
F3 Eight wheel slider

Four horizontal & four vertical rollers working together for perfectly smooth operation every time. The F3 eight wheel system is proven to remove the jamming issue that occurs with the 4 wheel system and can take loads of upto 600KG.



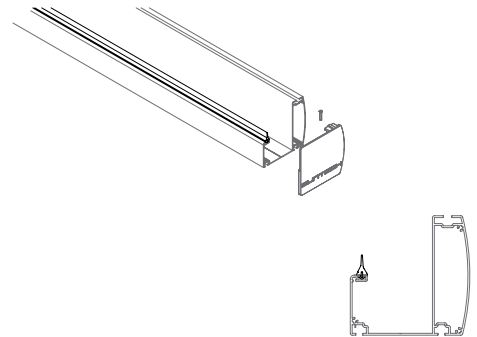
Rafter stormguard edge seal

The rafter Stormguard edge seal stops water from dripping over the side of the system by providing a soft cushioning barrier along the side of the system.



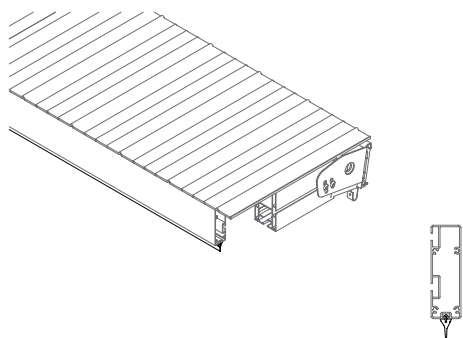
Fabric anti-drop edge cord with electrical cable

The fabric anti-drip edge cord with integrated lighting electrical cable works in conjunction with the Stormguard edge seal to prevent any water leaks over the side of the system.



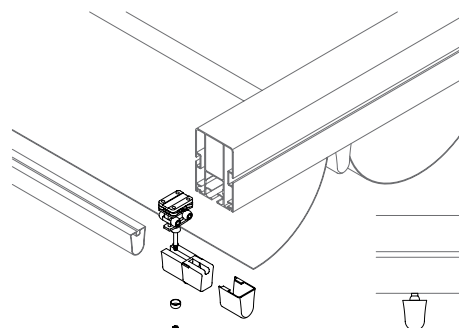
Gutter stormguard seal

The Stormguard gutter seal provides a perfect seal to prevent water leaks along the front of the system from driving rain or splashing from the gutter.



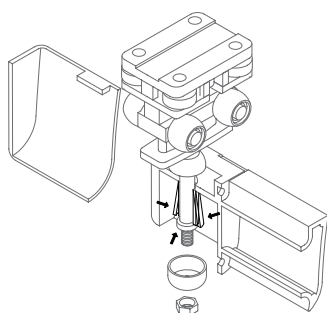
Hood stormguard seal

The Stormguard hood seal provides the perfect seal to prevent driving rain & wind coming in under the hood profiles.



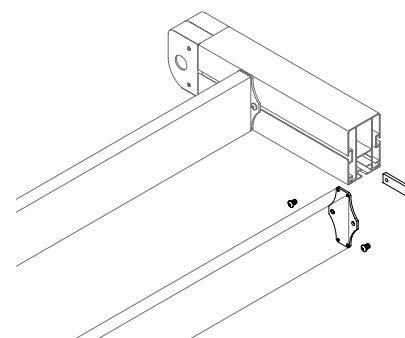
F3 slider and fabric profile assembly

The system has been designed for ease of assembly to save time on installations and reduce the number of staff required.



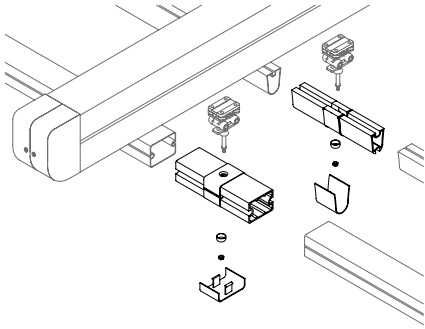
F3 slider easy clip installation

The F3 system has been designed for ease of use, to save time on installations and reduce the number of staff required. Each F3 slider can take loads of upto 600KG once in place.



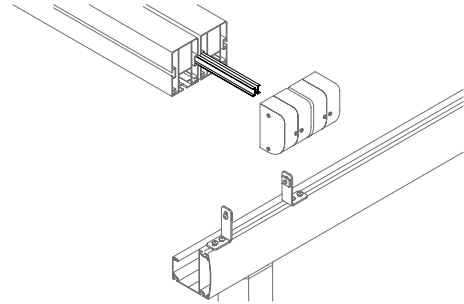
Motorbox support & hood support profile easy installation

Each support profile is easy to install and simple to adjust at the time of installation.



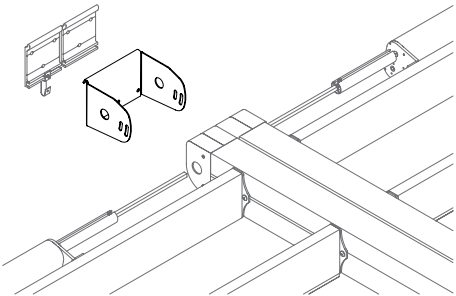
Easy clip intermediate joints (for 2 & 3 module systems)

The Easy clip intermediate joints have been designed for ease of site assembly to save time and reduce the number of staff required.



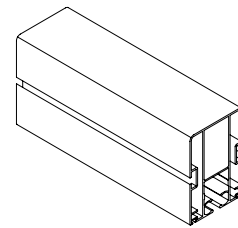
Storm channel for joining system

The storm channel is patented solution for joining two systems side by side with a waterproof join.



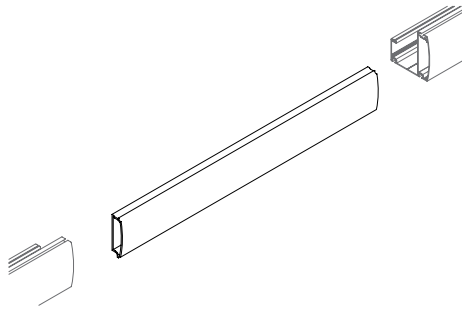
Double rafter hang bracket kit

An advanced solution for installing two rafters at once.



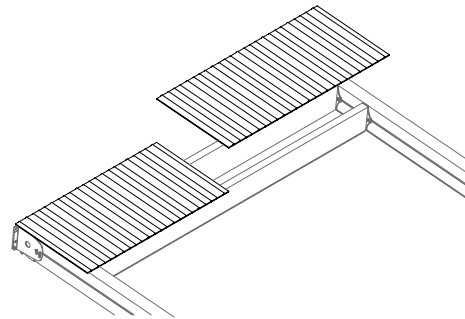
Rafter profile with side channels for easy installation

The rafter profiles are designed with functional side channels for easy installation.



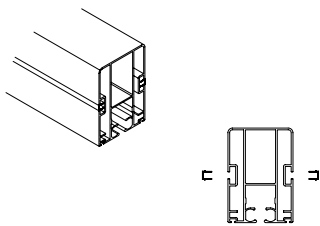
Gutter profile joining bar

A smart solution for joining the gutter profiles.



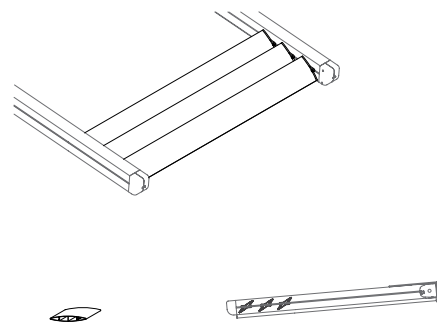
Hood profile sheets

hood profile sheets provide an attractive covering solution for the system when not in use. The low profile aesthetic design offers additional protection to the system with a chic touch.



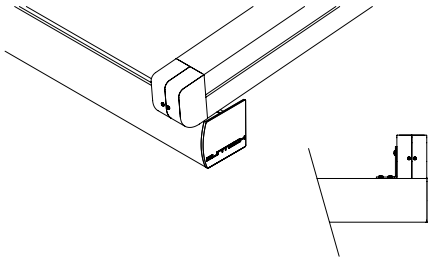
Side channel cover profile for conveyor rafters.

The cover profile is designed to complete compact view of the rafters.



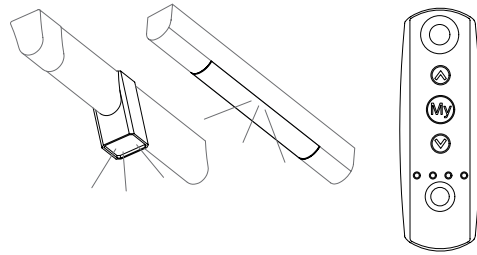
Aerofoil Louvres

The addition of Aerofoil louvres can provide added shade when the system is closed.



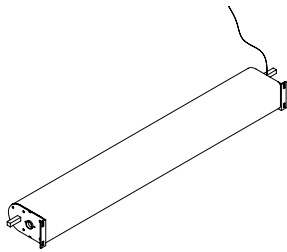
Gutter flush with rafter

Gutter solution when the system is installed next to a wall or no overhang of the gutter is required.



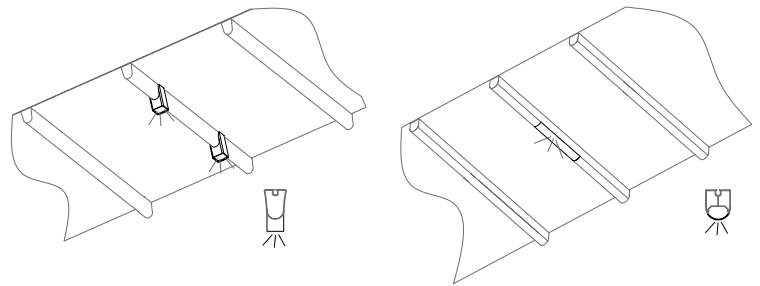
LED-TECH dimmer setup

LED-TECH dimmer lighting is an integrated lighting solution that can be added



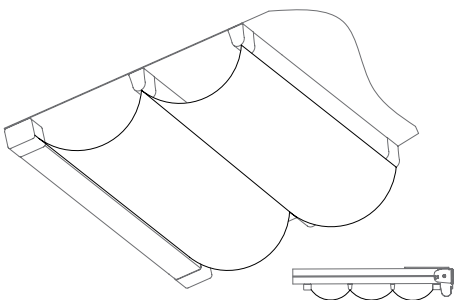
Compact 26rpm direct drive motor box

The direct drive motor system is a quick and efficient system that drives all conveyor rafters at the same time. The low profile design also allows the fabric to be stored underneath the motor which saves additional space.



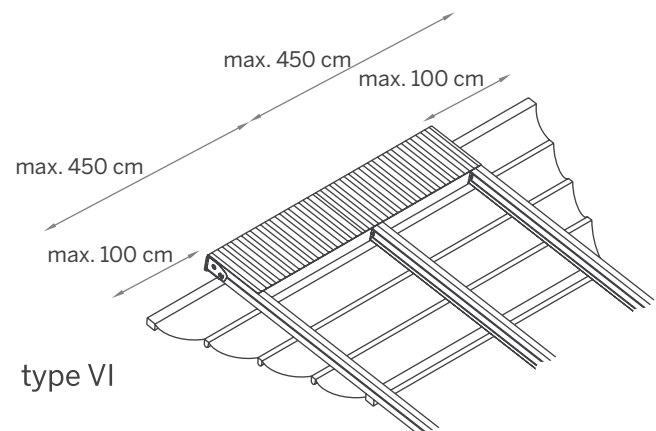
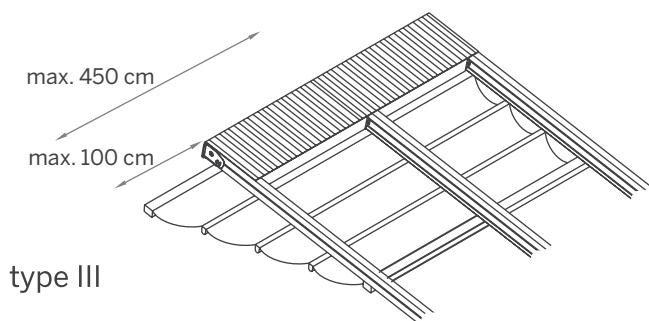
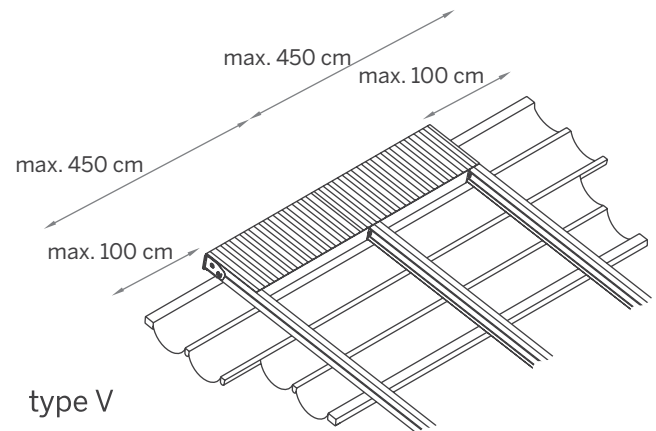
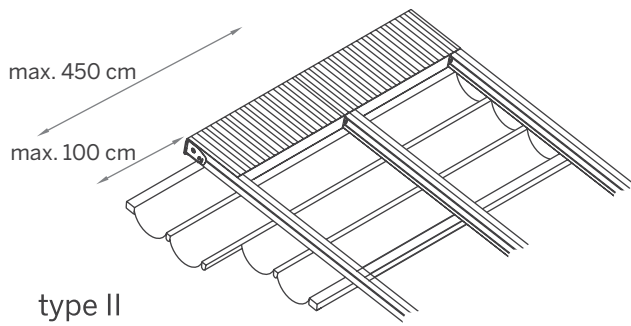
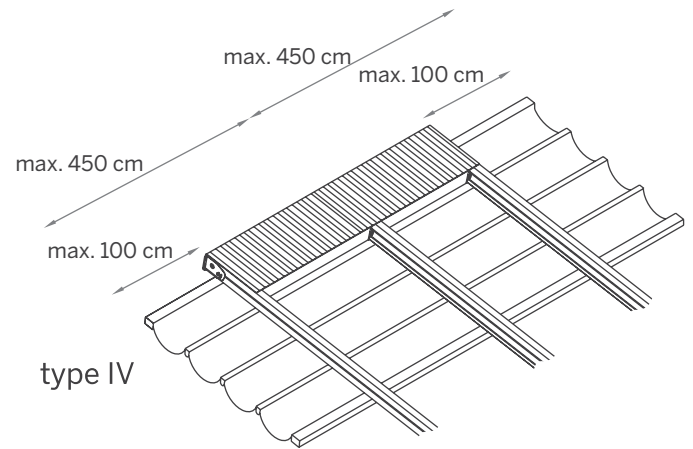
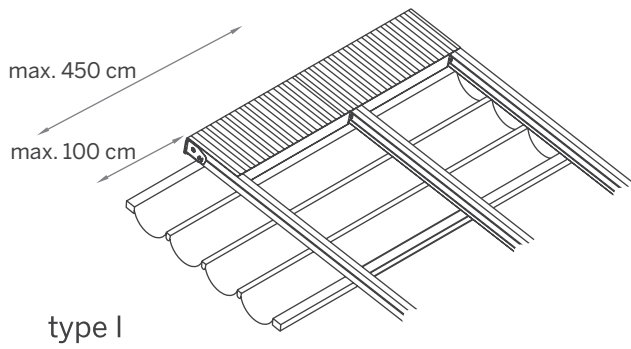
LED-TECH high powered lighting

LED-TEC lighting is an integrated lighting solution that can be added



Decorative fabric under layer

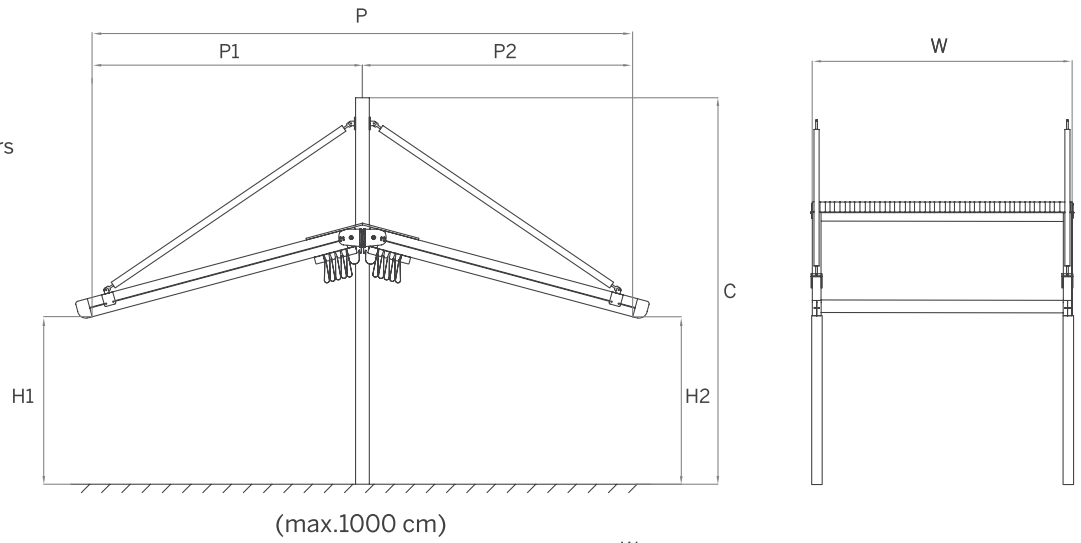
The second decorative fabric under layer of fabric can provide an elegant touch of design.



Each system is available with an optional overhang to allow the covered area to protrude past the rafter profile. Site specific overhang solutions such as stepped or wedge shapes are also an effective way to get maximum coverage for your areas.

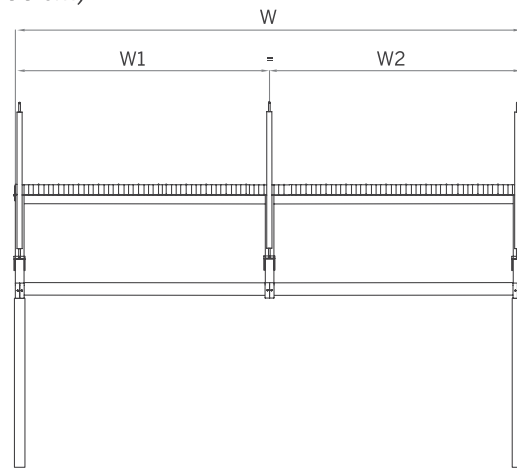
One Module

200 cm > 450 cm
One Module with 2 motors & 4 rafters



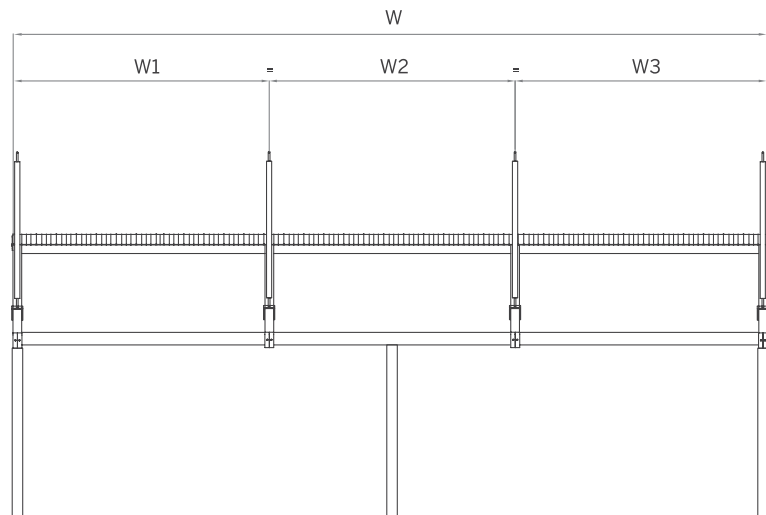
Two Modules

450 cm > 900 cm
Two Modules with 2 motors & 6 rafters



Three Modules

900 cm > 1300 cm
Three Modules with 2 motors & 8 rafters



Company Name:

Order Date:

Order Reference:

Quantity:

SERIAL XL LT

DIMENSIONS

W - Total Width cm

P1 - Projection cm

P2 - Projection cm

C - Middle Height cm

H1 - Front Height cm

H2 - Front Height cm

If modules are multiple and each module is in different width, please provide details (max. width for single module is 450cm, double modules 900cm, triple modules 1300cm)

W 1 cm

W 2 cm

W 3 cm

POWDERCOAT COLORS

RAL colors

Exclusive colors

Texture colors

RAL 9016

OGN35

ST9010

Other...

RAL 1013

OS561

ST9001

RAL 9006

OY395

ST1013

RAL 7006

OGN39

ST7039

RAL 7016

ON617

ST7016

RAL 9005

ON611

ST8019

FABRIC

Basic

Semi Transparent

WT785 / White

STRW22 / White

Other...

CR295 / Cream

STRB33 / Black

Xclusive

Matt

WTEX / White

MW23 / White

CRMX / Cream

MC26 / Cappuccino

GRYX / Grey

OPTIONALS

STANDARD High Power Led Lighting

Additional Rail & Hangpc

HDD LUX High Power Led Lighting

Cover Profile

Dimmer Kit

Supporting Steel Structure With Post (Galvanized)

Aerofoil Louvre (Line)pc

Side Overhang (max. 100cm per side) Type..... (I / II / III / IV / V / VI)
Left Overhang:.....cm Right Overhang:.....cm

Inox Hangs

Storm Channel for Joining System & Double Rafter Wall
Bracket Kit (for Multiple Systems)

Gutter Profile

ADDITIONAL NOTES & DRAWINGS ATTACHED